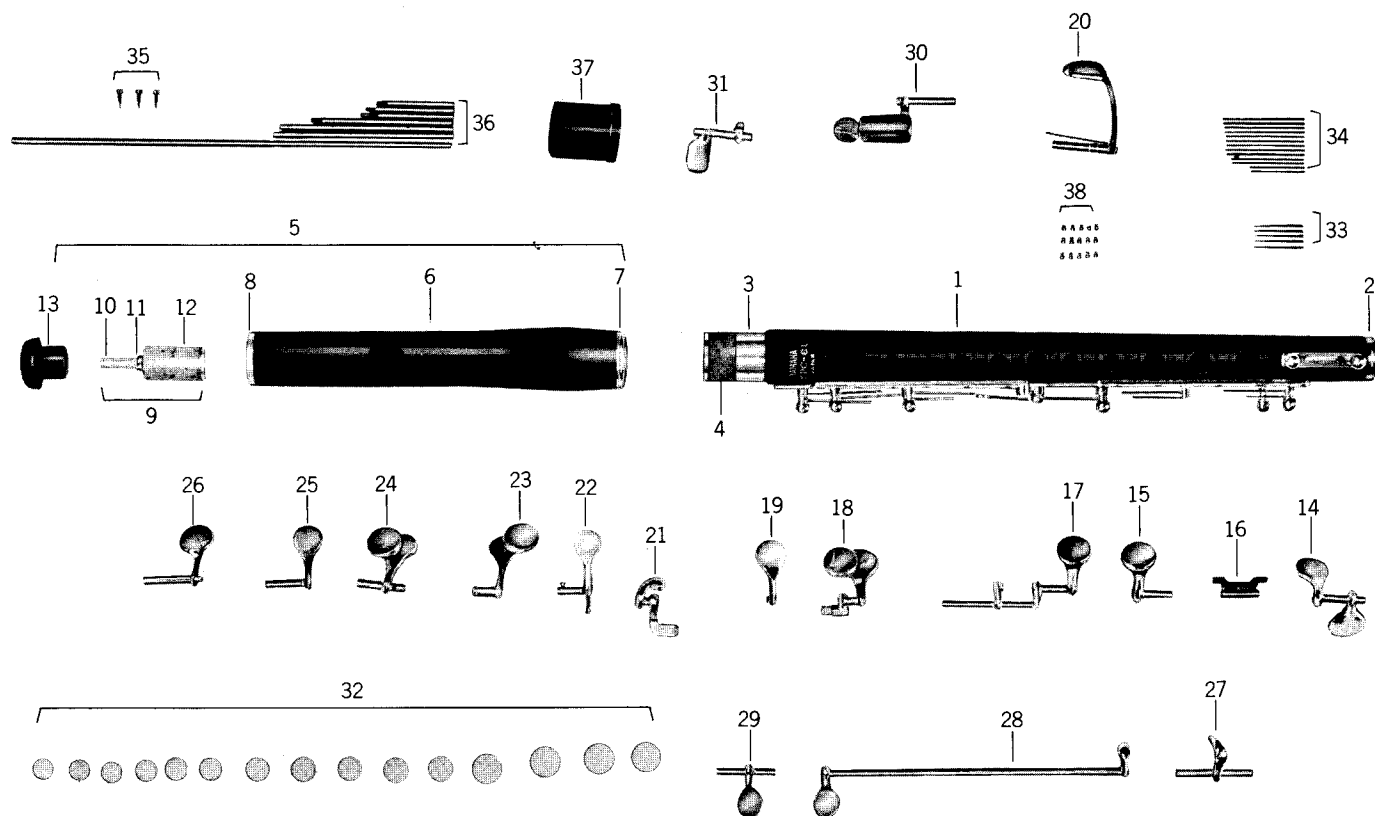
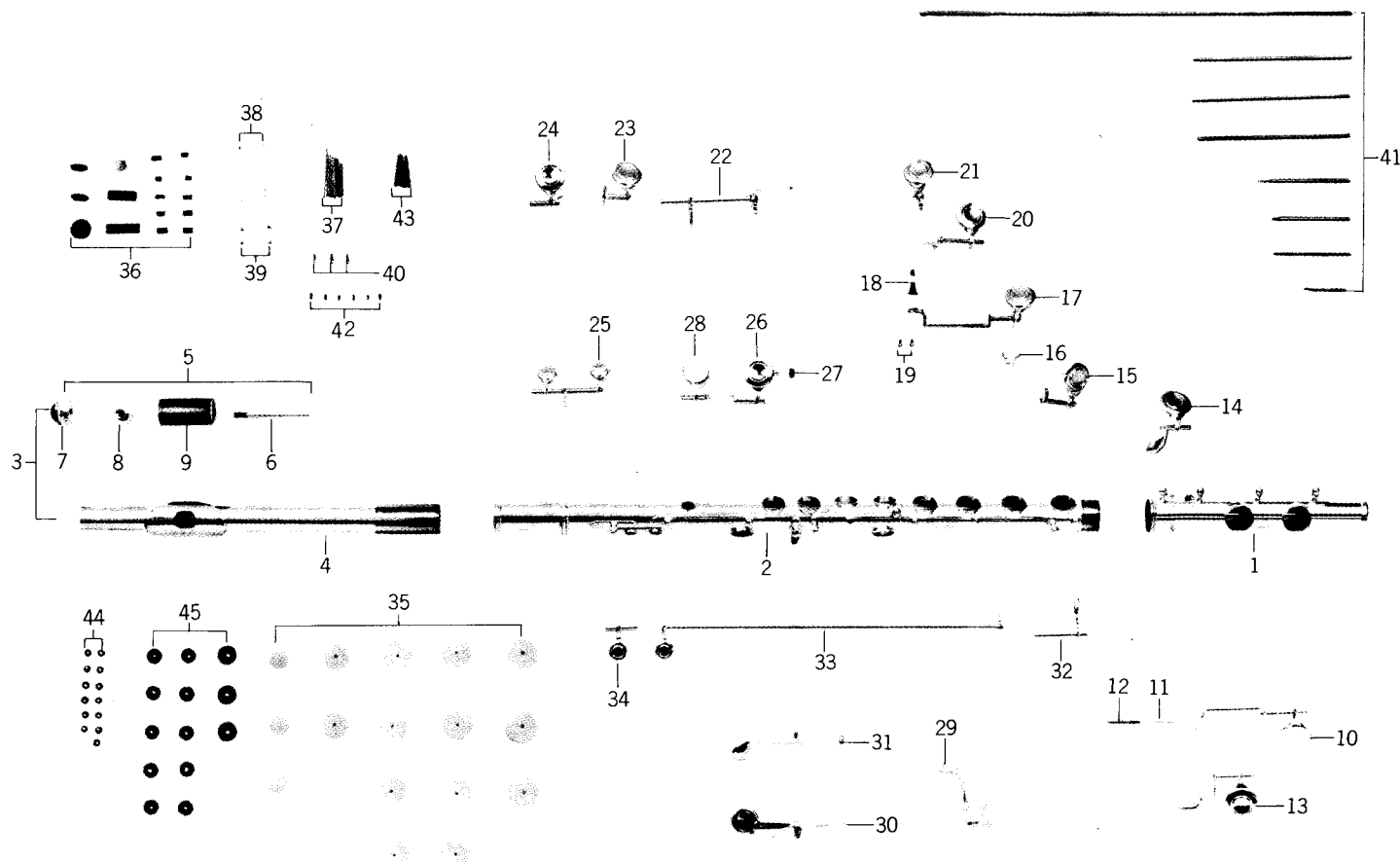


PICCOLO



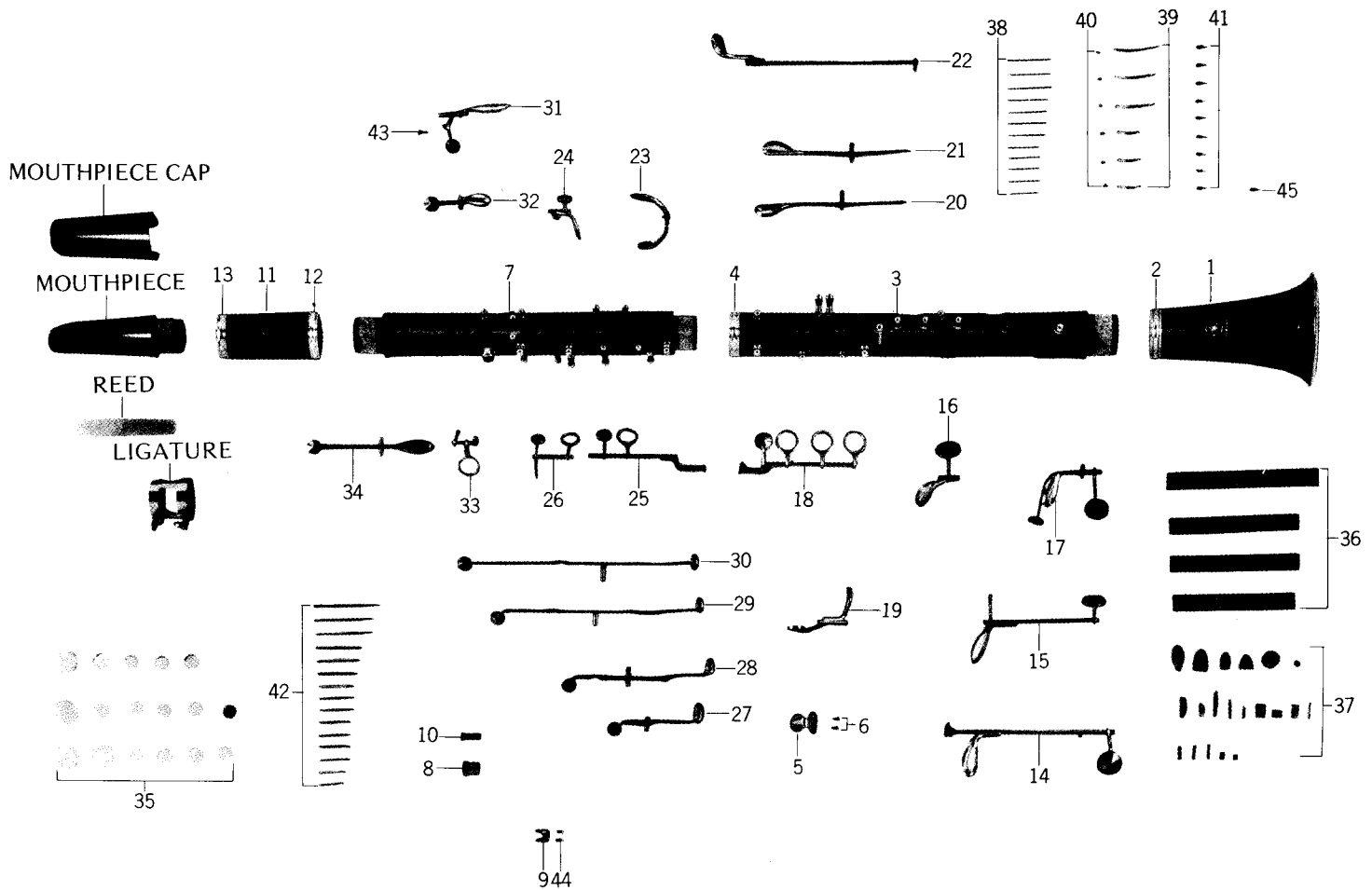
- | | |
|--|--|
| 1. Body Ass'y | 19-1. F# Key (Minor Change from serial No. 3500) |
| 2. Lower Body Ring | 20. G# Lever |
| 3. Upper Body Ring | 21. Bb Lever |
| 4. Tenon Cork | 22. G# Key |
| 5. Head Joint Ass'y | 23. G Key |
| 6. Head Joint | 24. A Key |
| 7. Lower Head Joint Ring | 25. Eb Key |
| 8. Upper Head Joint Ring | 26. C Key |
| 9. Head Cork Ass'y | 27. D# Trill Lever |
| 10. Head Cork Screw | 28. C# Trill Key |
| 11. Retaining Nut | 29. D# Trill Key |
| 12. Head Cork | 30. B Key |
| 13. Crown | 31. Bb Thumb Lever |
| 14. D# Key | 32. Pad |
| 15. D Key | 33. Knock Pin |
| 16. F# Joint | 34. Needle Spring |
| 17. E Key | 35. Pivot Screw |
| 17-1. E Key (Minor Change from serial No. 03500) | 36. Shaft |
| 18. F Key | 37. Joint Cap |
| 19. F# Key | 38. Key Post Plate Screw |

FLUTE



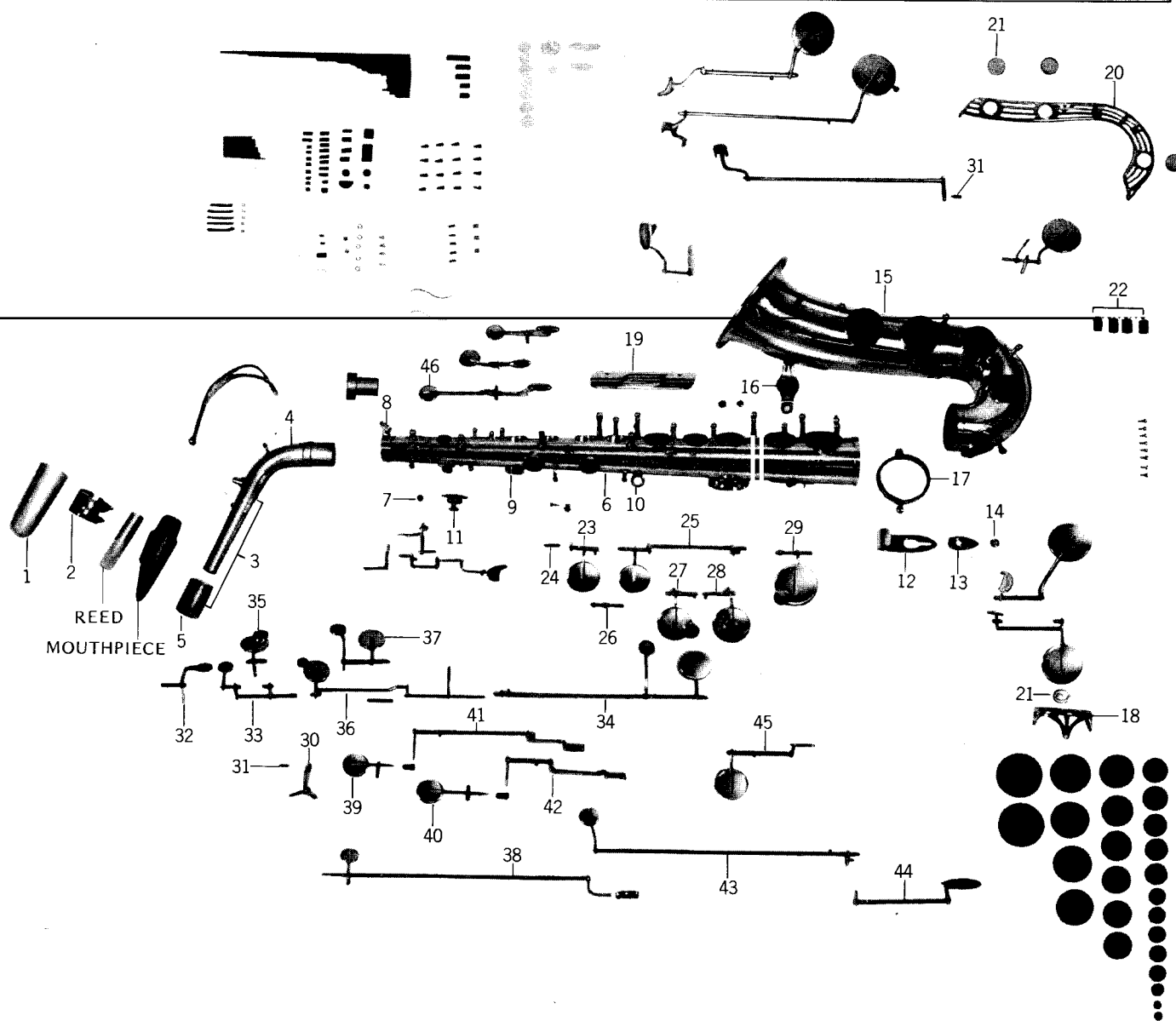
- | | |
|--------------------------|------------------------------|
| 1. Foot Joint Ass'y | 24. Bb Key |
| 2. Body Ass'y | 25. C Key |
| 3. Head Joint Ass'y | 26. G# Key (For E Mechanism) |
| 4. Head Joint | 27. E Mechanism Tube |
| 5. Head Cork Screw Ass'y | 28. G Key (For E Mechanism) |
| 6. Head Cork Screw | 29. G# Key |
| 7. Crown | 30. B Key |
| 8. Retaining Nut | 31. Bb Aux. Lever |
| 9. Head Cork | 32. D# Trill Lever |
| 10. Low C Key | 33. D Trill Key |
| 11. C Key Roller Shaft | 34. D# Trill Key |
| 12. C Key Roller Screw | 35. Pad |
| 13. C# Key | 36. Cork |
| 14. D# Key | 37. Needle Spring |
| 15. D Key | 38. Flat Spring |
| 16. F# Joint | 39. Flat Spring Screw |
| 17. E Key | 40. Pivot Screw |
| 18. E Mechanism Lever | 41. Shaft |
| 19. E Mechanism Screw | 42. Adjusting Screw |
| 20. F Key | 43. Knock Pin |
| 21. F# Key | 44. Pad Screw |
| 22. Bb Lever | 45. Pad Washer |
| 23. A Key | |

CLARINET



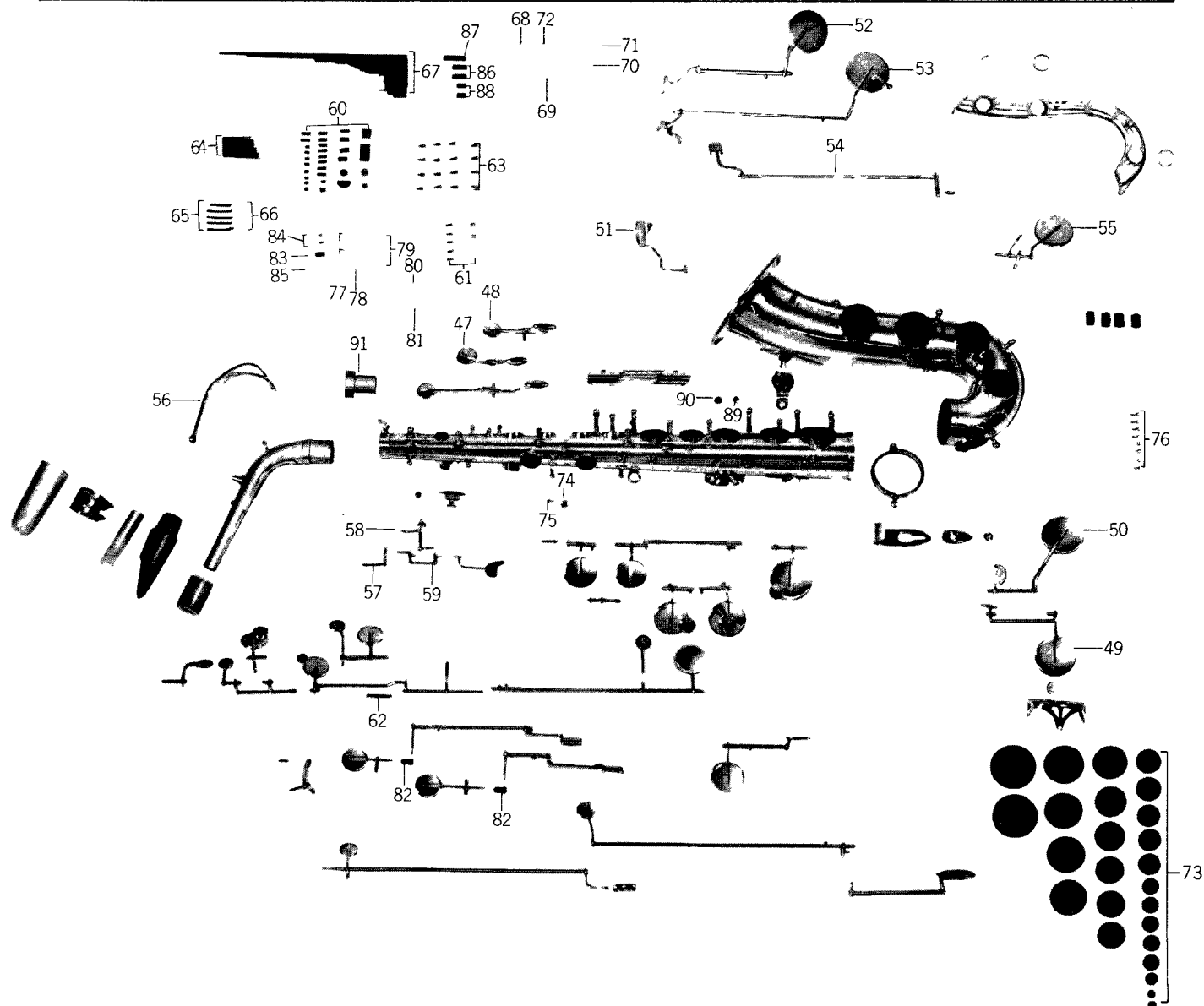
- | | |
|---------------------------|---------------------------|
| 1. Bell & Lower Ring | 24. Eb/Bb Aux. Key |
| 2. Upper Bell Ring Only | 25. A/D Ring Key |
| 3. Lower Joint Ass'y | 26. F# Ring Key |
| 4. Lower Joint Ring Only | 27. Eb/Bb Trill Key |
| 5. Thumb Rest | 28. F#/C# Trill Key |
| 6. Thumb Rest Screw (set) | 29. Eb Trill Key |
| 7. Upper Joint Ass'y | 30. C Trill Key |
| 8. Thumb Tube | 31. Throat G# Key |
| 9. Trill Key Guide | 32. Throat A Key |
| 10. Register Tube | 33. Thumb Ring Key |
| 11. Barrel | 34. Register Key |
| 12. Lower Barrel Ring | 35. Pad |
| 13. Upper Barrel Ring | 36. Sheet Cork |
| 14. Low E/B Key | 37. Key Cork |
| 15. F#/C# Key | 38. Needle Spring |
| 16. Low F/C Key | 39. Flat Spring |
| 17. Ab/Eb Key | 40. Flat Spring Screw |
| 18. Lowe Ring Key | 41. Pivot Screw |
| 19. B/F# Key | 42. Hinge Screw |
| 20. E/B Lever | 43. Adjusting Screw |
| 21. F#/C# Lever | 44. Trill Key Guide Screw |
| 22. F/C Lever | 45. Key Post Lock Screw |
| 23. C#/G# Key | |

SAXOPHONE-1



- | | | |
|-------------------------|-------------------------------|-------------------|
| 1. Mouthpiece Cap | 17. Body Joint Ring | 33. C Key |
| 2. Ligature | 18. Small Key Guard | 34. G Key |
| 3. Neck Ass'y | 19. Side Key Guard | 35. B Key |
| 4. Neck | 20. Large Key Guard | 36. Bb Bis Key |
| 5. Neck Cork | 21. Key Guard Adjusting Screw | 37. A Key |
| 6. Body Ass'y | 22. Key Guard Felt (1) | 38. High E Key |
| 7. Body Octave Tube | 23. G# Key | 39. Side C Key |
| 8. Neck Screw | 24. Adjusting Rod (2) | 40. Side Bb Key |
| 9. Thumb Rest | 25. F# Key | 41. Side C Lever |
| 10. Strap Ring | 26. Adjusting Rod (1) | 42. Side Bb Lever |
| 11. Lyre Holder & Screw | 27. F Key | 43. High F# Key |
| 12. Thumb Hook | 28. E Key | 44. High F# Lever |
| 13. Thumb Hook Bush | 29. D Key | 45. Side F# Key |
| 14. Thumb Hook Screw | 30. Aux. High F Arm | 46. High F Key |
| 15. Bow & Bell Ass'y | 31. Adjusting Rod (3) | |
| 16. Bell Brace | 32. Aux. High F Lever | |

SAXOPHONE-2



47. High Eb Key

48. High D Key

49. Eb Key

50. Low C Key

51. G# Lever

52. Low Bb Key

53. Low B Key

54. Low C# Lever

55. Low C# Key

56. Octave Key

57. Octave Shift Lever

58. Lower Octave Key

59. Octave Lever

60. Key Cork

61. Adjusting Screw

62. Key Tubing (30)

63. Pivot Screw

64. Needle Spring

65. Flat Spring

66. Flat Spring Screw

67. Rod Screw

68. Key Pearl (1)

69. Key Pearl (2)

70. Side F# Key Pearl

71. High F# Key Pearl

72. Thumb Rest Pearl (1)

73. Pad

74. Key Post Cap

75. Key Post Cap Screw

76. Key Guard Screw

77. Nut (2)

78. Washer (5)

79. Adjusting Screw (5)

80. Nylon Thread (1)

81. Nylon Thread (2)

82. Key Joint

83. Vinyl Tube

84. Teflon Tube

85. Polyethylene Tube

86. Roller (4)

87. Roller (2)

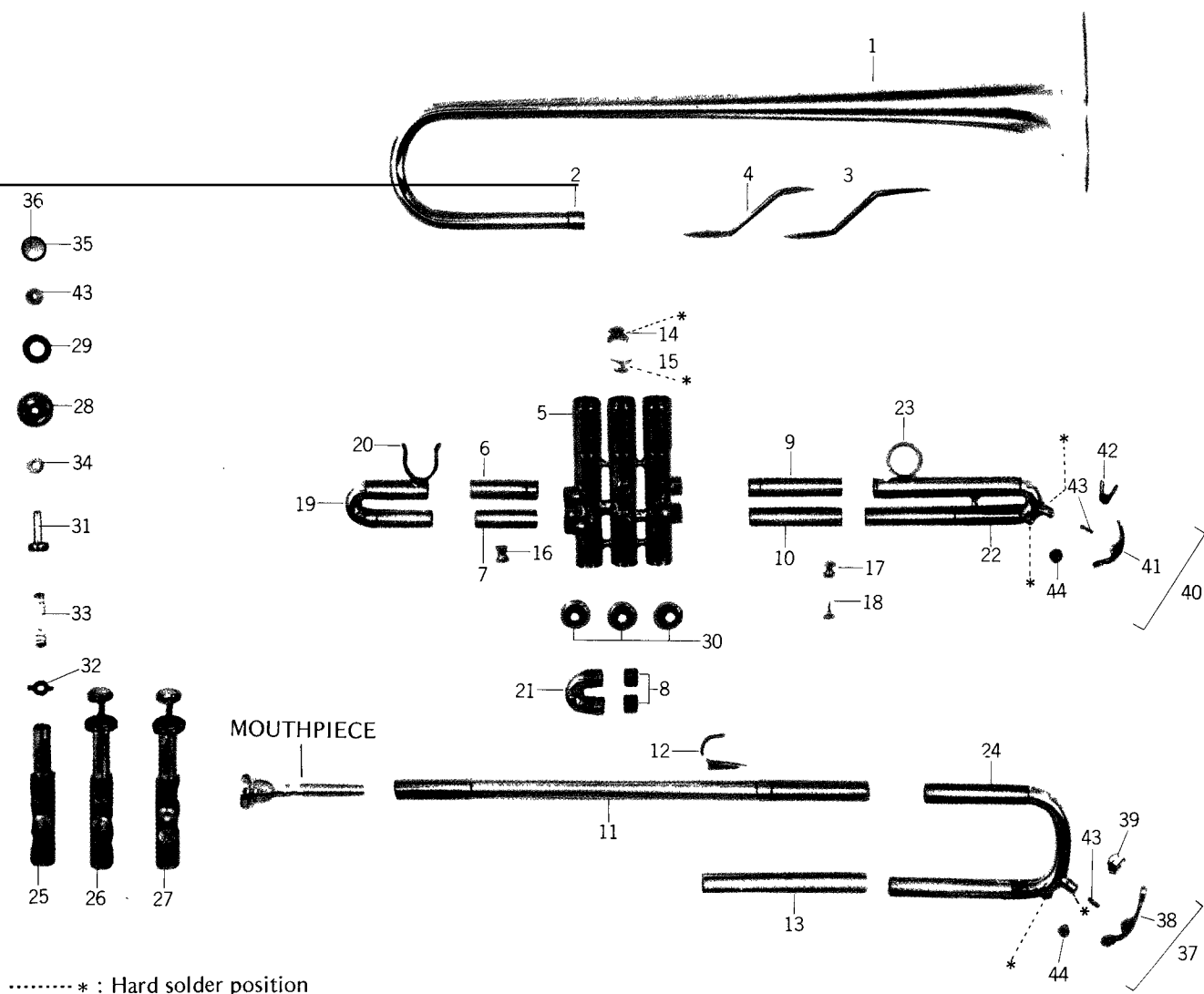
88. Roller (3)

89. Bell Brace Screw

90. Bell Brace Bush

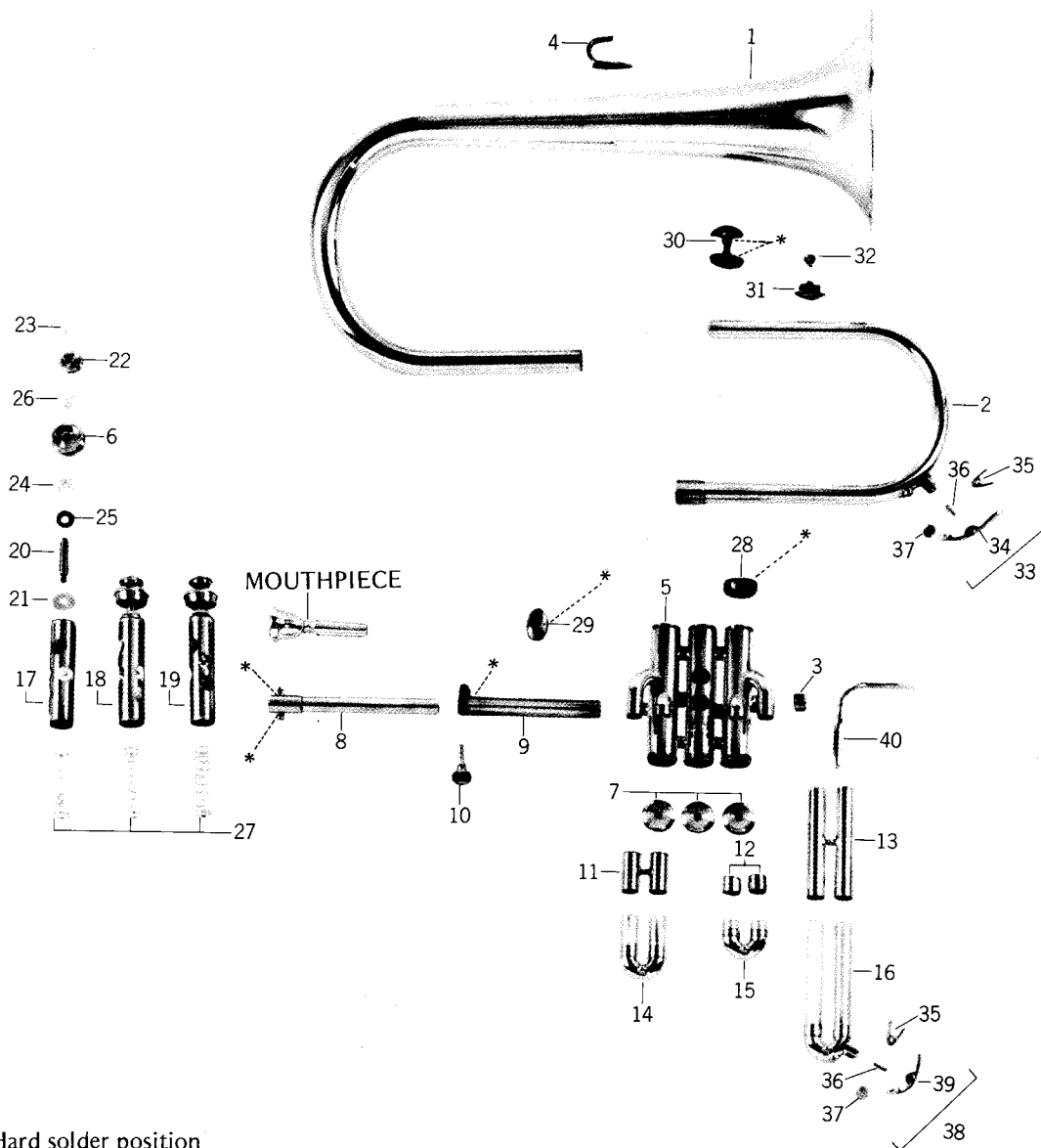
91. End Plug

TRUMPET



- | | |
|---|--|
| 1. Bell | 23. 3rd Valve Slide Finger Ring & Holder |
| 2. Bell Ferrule | 24. Tuning Slide Ass'y |
| 3. Front Bell Brace | 25. Piston No.1 |
| 4. Rear Bell Brace | 26. Piston No.2 |
| 5. Valve Casing Ass'y | 27. Piston No.3 |
| 6. 1st Valve Inside Slide & Ferrule | 28. Top Valve Cap |
| 7. 1st Valve Outside Slide | 29. Valve Cap Rubber |
| 8. 2nd Valve Outside Slide | 30. Bottom Valve Cap |
| 9. 3rd Valve Inside Slide & Ferrule | 31. Valve Stem |
| 10. 3rd Valve Outside Slide | 32. Valve Guide |
| 11. Mouthpipe Ass'y | 33. Valve Spring |
| 12. Finger Hook | 34. Valve Felt |
| 13. Outside Tuning Slide Lower | 35. Valve Button |
| 14. Valve Casing to Bell Brace | 36. Valve Button Pearl |
| 15. Valve Casing to Mouthpipe Brace | 37. Tuning Slide Water Key (set) |
| 16. Bell to 1st Valve Outside Slide Brace | 38. Tuning Slide Water Key |
| 17. Outside Tuning Slide to 3rd Valve Outside Slide Brace | 39. Tuning Slide Water Key Spring |
| 18. 3rd Valve Slide Stopper Screw | 40. 3rd Valve Slide Water Key (set) |
| 19. 1st Valve Slide Ass'y | 41. 3rd Valve Slide Water Key |
| 20. 1st Valve Slide Thumb Hook & Holder | 42. 3rd Valve Slide Water Key Spring |
| 21. 2nd Valve Slide Ass'y | 43. Water Key Screw |
| 22. 3rd Valve Slide Ass'y | 44. Water Key Cork |

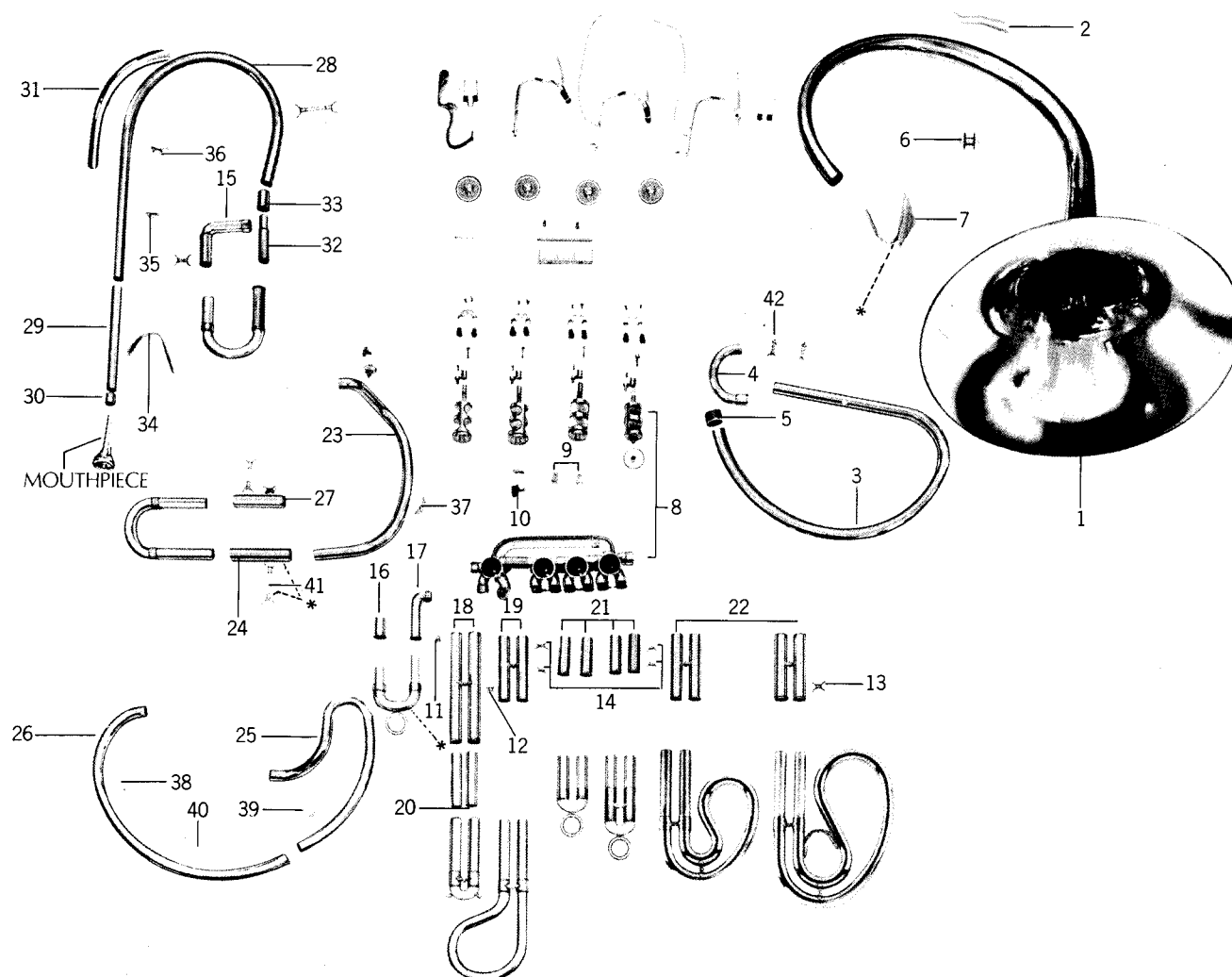
FLUEGELHORN



..... * : Hard solder position

- | | |
|-----------------------------------|---|
| 1. Bell | 21. Valve Guide |
| 2. Branch Ass'y | 22. Valve Button |
| 3. Branch Ferrule | 23. Valve Button Pearl |
| 4. Finger Hook | 24. Valve Felt |
| 5. Valve Casing Ass'y | 25. Valve Cork |
| 6. Top Valve Cap | 26. Valve Button Felt |
| 7. Bottom Valve Cap | 27. Valve Spring |
| 8. Mouthpiece | 28. Valve Casing to Bell Brace |
| 9. Mouthpipe Outside Slide Ass'y | 29. Bell to Mouthpipe Outside Slide Brace |
| 10. Mouthpipe Screw | 30. Bell to Branch Brace |
| 11. 1st Valve Outside Slide Ass'y | 31. Lyre Holder |
| 12. 2nd Valve Outside Valve | 32. Lyre Holder Screw |
| 13. 3rd Valve Outside Slide Ass'y | 33. Branch Water Key (set) |
| 14. 1st Valve Slide Ass'y | 34. Branch Water Key |
| 15. 2nd Valve Slide Ass'y | 35. Water Key Spring |
| 16. 3rd Valve Slide Ass'y | 36. Water Key Screw |
| 17. Piston No. 1 | 37. Water Key Cork |
| 18. Piston No. 2 | 38. 3rd Valve Water Key (set) |
| 19. Piston No. 3 | 39. 3rd Valve Water Key |
| 20. Valve Stem | 40. Branch to 3rd Valve Outside Brace |

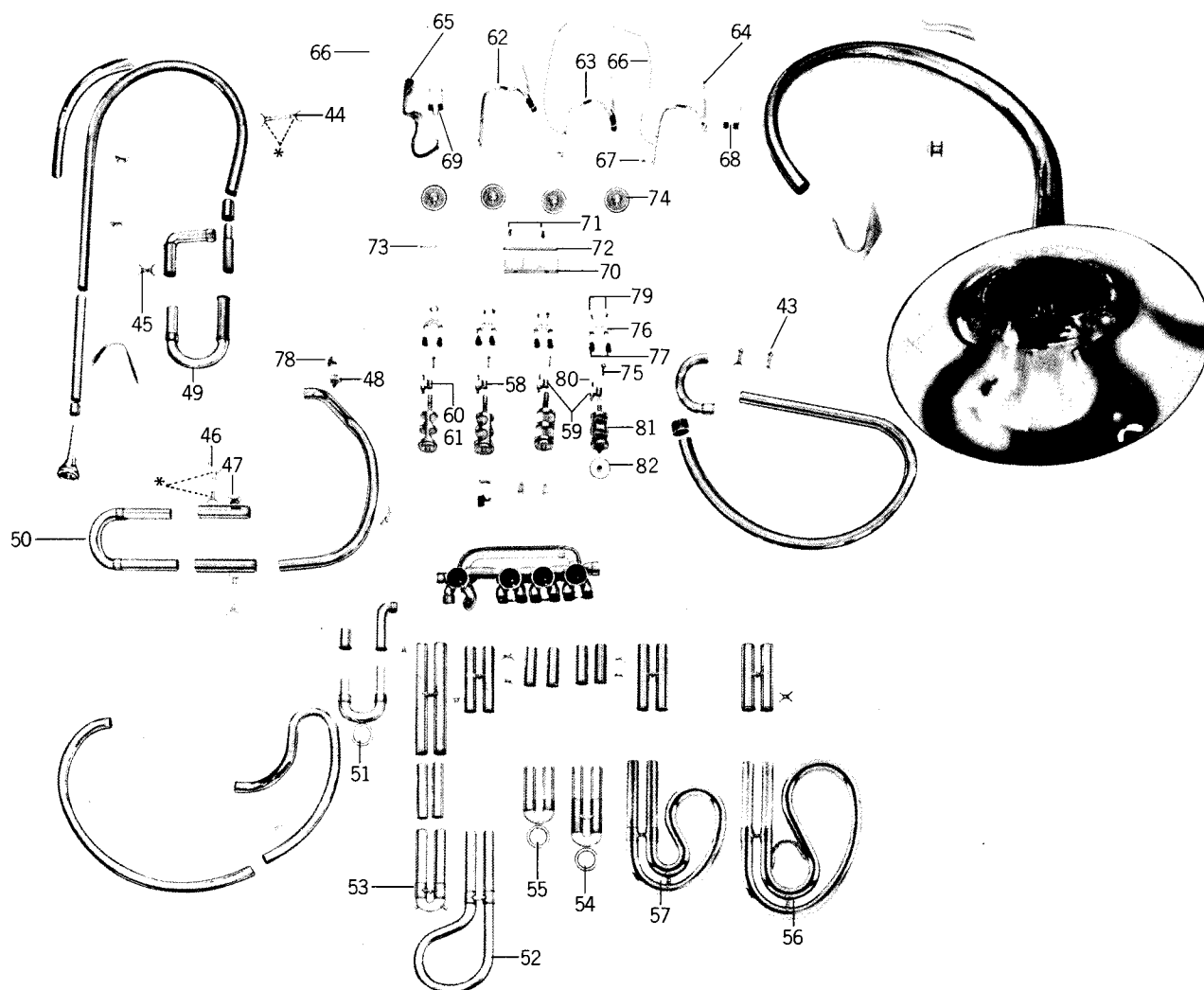
FRENCH HORN-1



..... * : Hard solder position

- | | |
|---|--|
| 1. Bell | 23. #1 F Branch |
| 2. Little Finger Hook | 24. F Outside Tuning Slide (1) |
| 3. 1st Branch | 25. #2 F Branch |
| 4. 2nd Branch | 26. #3 F Branch Ass'y |
| 5. Bell to 1st Branch Ring | 27. F Outside Tuning Slide (2) |
| 6. Bell to 1st Branch Brace | 28. Mouthpipe |
| 7. Bell to 1st Branch Brace | 29. Mouthpipe Ferrule (Long) |
| 8. Rotor Valve Ass'y | 30. Mouthpipe Ferrule (Short) |
| 9. Lever Bracket | 31. Mouthpipe Guard Molding |
| 10. Thumb Lever Holder | 32. Main Tuning Slide |
| 11. Bb Outside Tuning Slide Brace | 33. Mouthpipe Ferrule |
| 12. F to Bb 3rd Valve Outside Slide Brace | 34. Mouthpipe Brace |
| 13. F to Bb 1st Valve Outside Slide Brace | 35. Bell to Mouthpipe Brace (1) |
| 14. 1st to 2nd Valve Outside Slide Brace | 36. Bell to Mouthpipe Brace (2) |
| 15. Main Outside Tuning Slide Ass'y | 37. Bell to #1 F Branch Brace |
| 16. Bb Outside Tuning Slide (1) | 38. Bell to #3 F Branch Brace |
| 17. Bb Outside Tuning Slide (2) | 39. 1st Branch to #2 F Branch Brace |
| 18. Bb 1st Valve Outside Slide Ass'y | 40. 1st Branch to #3 F Branch Brace |
| 19. F 1st Valve Outside Slide Ass'y | 41. 1st Branch to F Outside Tuning Slide (1) Brace |
| 20. Bb 1st Valve Slide Retaining Tube | 42. 1st Branch to 1st Valve Outside Slide Brace |
| 21. 2nd Valve Outside Slide | |
| 22. 3rd Valve Outside Slide Ass'y | |

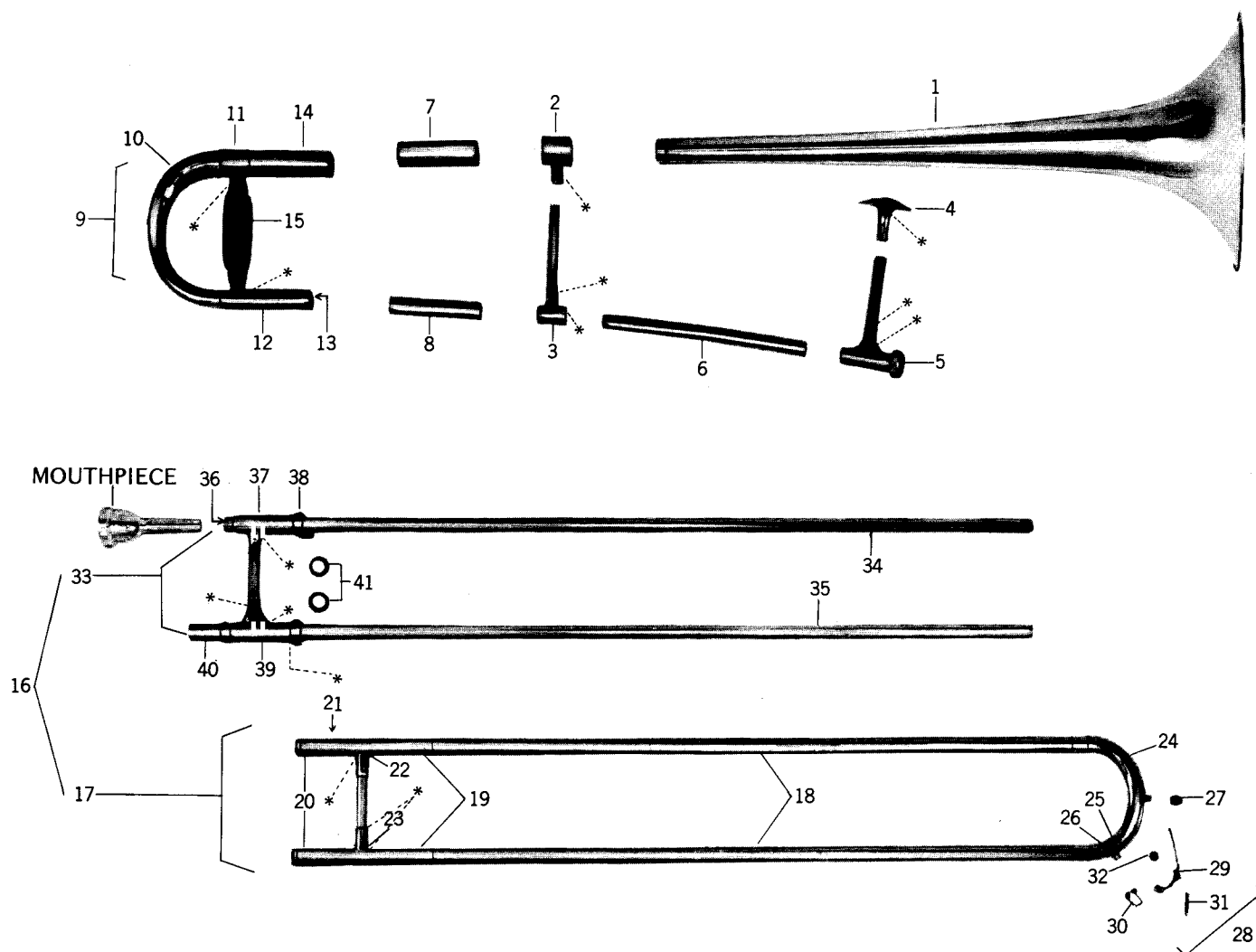
FRENCH HORN-2



..... * : Hard solder position

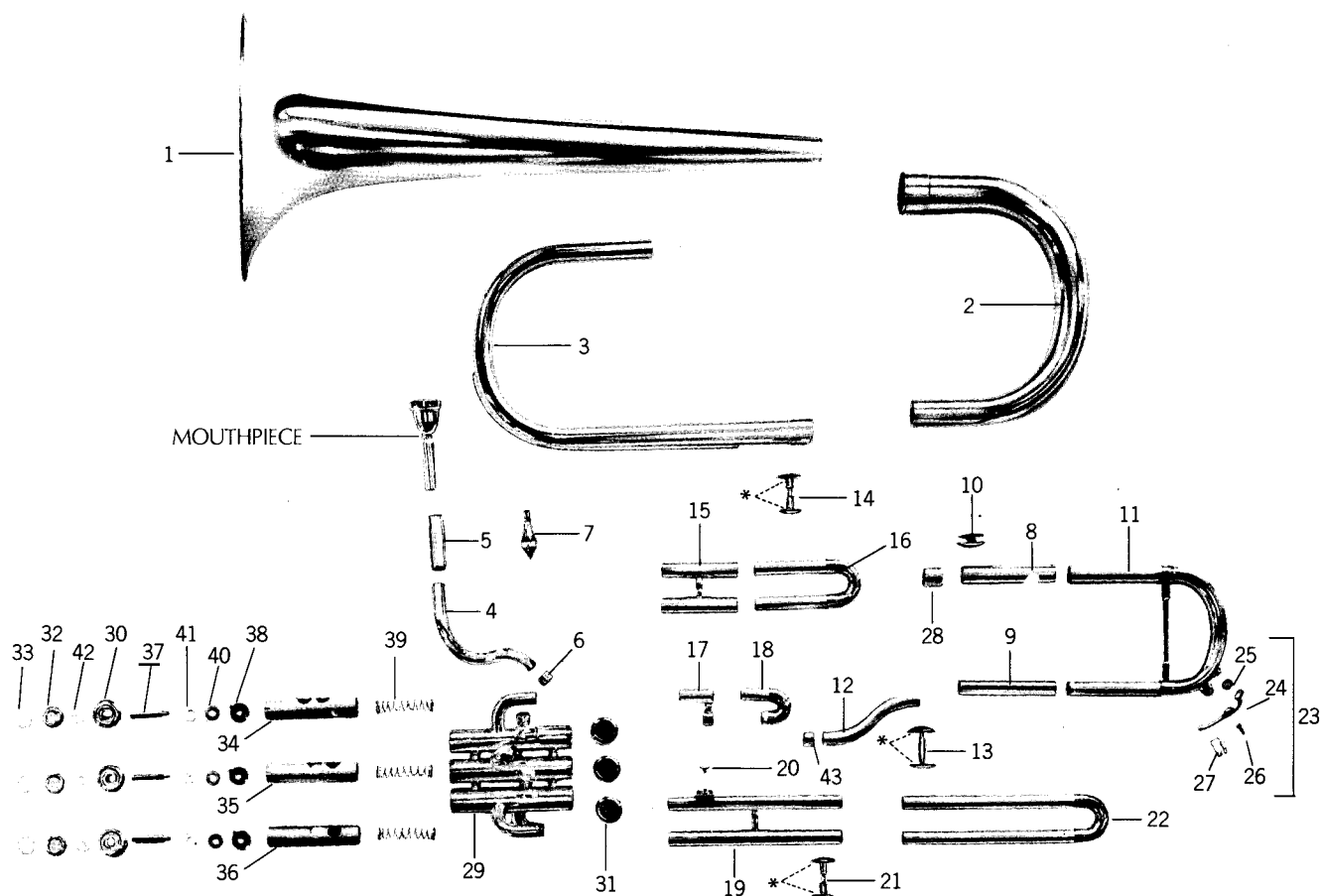
- | | |
|---|----------------------------------|
| 43. 1st Branch to 3rd Valve Outside Slide Brace | 63. #2 Lever Ass'y |
| 44. Mouthpipe to 3rd Valve Outside Slide Brace | 64. #3 Lever Ass'y |
| 45. 2nd Branch to Main Outside Tuning Slide Brace | 65. #4 Lever Ass'y |
| 46. F Outside Tuning Slide (2) to 1st Valve Outside Slide Brace | 66. String |
| 47. Mouthpipe to F Slide (2) Brace | 67. String Stopper Screw (1) |
| 48. Lyre Holder | 68. Lever Spring (1) |
| 49. Main Tuning Slide Ass'y | 69. Lever Spring (2) |
| 50. F Tuning Slide Ass'y | 70. F Lever Holder |
| 51. Bb Tuning Slide Ass'y | 71. F Lever Folder Screw |
| 52. F 1st Valve Slide Ass'y | 72. Lever Support Shaft (Long) |
| 53. Bb 1st Valve Slide Ass'y | 73. Lever Support Shaft (Short) |
| 54. F 2nd Valve Slide Ass'y | 74. Valve Cap |
| 55. Bb 2nd Valve Slide Ass'y | 75. Stop Arm Retaining Screw (1) |
| 56. F 3rd Valve Slide Ass'y | 76. Strike Iron |
| 57. Bb 3rd Valve Slide Ass'y | 77. Bumper Cork |
| 58. Stop Arm (1) | 78. Lyre Screw |
| 59. Stop Arm (2) | 79. Cork Stop Plate Screw |
| 60. Stop Arm (3) ((F to Bb)) | 80. Stop Arm Retaining Screw (2) |
| 61. Interchangeable Stop Arm (3) (Bb to F) | 81. Rotor Valve |
| 62. #1 Lever Ass'y | 82. Valve Support |

TROMBONE



- | | |
|--------------------------------|-------------------------------|
| 1. Bell | 23. Outside Slide Brace Lower |
| 2. Bell Ferrule Upper | 24. Outside Slide Crook Ass'y |
| 3. Bell Ferrule Lower | 25. Water Key Holder |
| 4. Front Bell Brace | 26. Water Key Nipple |
| 5. Hand Slide Receiver Ass'y | 27. Rubber Bumper |
| 6. Goose Neck | 28. Water Key (set) |
| 7. Outside Tuning Slide Upper | 29. Water Key |
| 8. Inside Tuning Slide Lower | 30. Water Key Spring |
| 9. Tuning Slide Ass'y | 31. Water Key Screw |
| 10. Tuning Slide Crook | 32. Water Key Cork |
| 11. Tuning Slide Ferrule Upper | 33. Inside Slide Ass'y |
| 12. Outside Tuning Slide Lower | 34. Inside Slide Upper |
| 13. Filer Tube-Outside Lower | 35. Inside Slide Lower |
| 14. Inside Tuning Slide Upper | 36. Mouthpiece |
| 15. Blancer (set) | 37. Cork Stop Tube Upper |
| 16. Complete Slide Ass'y | 38. Slide Lock Ring |
| 17. Outside Slide Ass'y | 39. Cork Stop Tube Lower |
| 18. Outside Slide Tube | 40. Bell Connection Shank |
| 19. Large Ferrule-Slide Sleeve | 41. Slide Stop Cork |
| 20. Small Ferrule-Slide Sleeve | |
| 21. Slide Lock Lug | |
| 22. Outside Slide Brace Upper | |

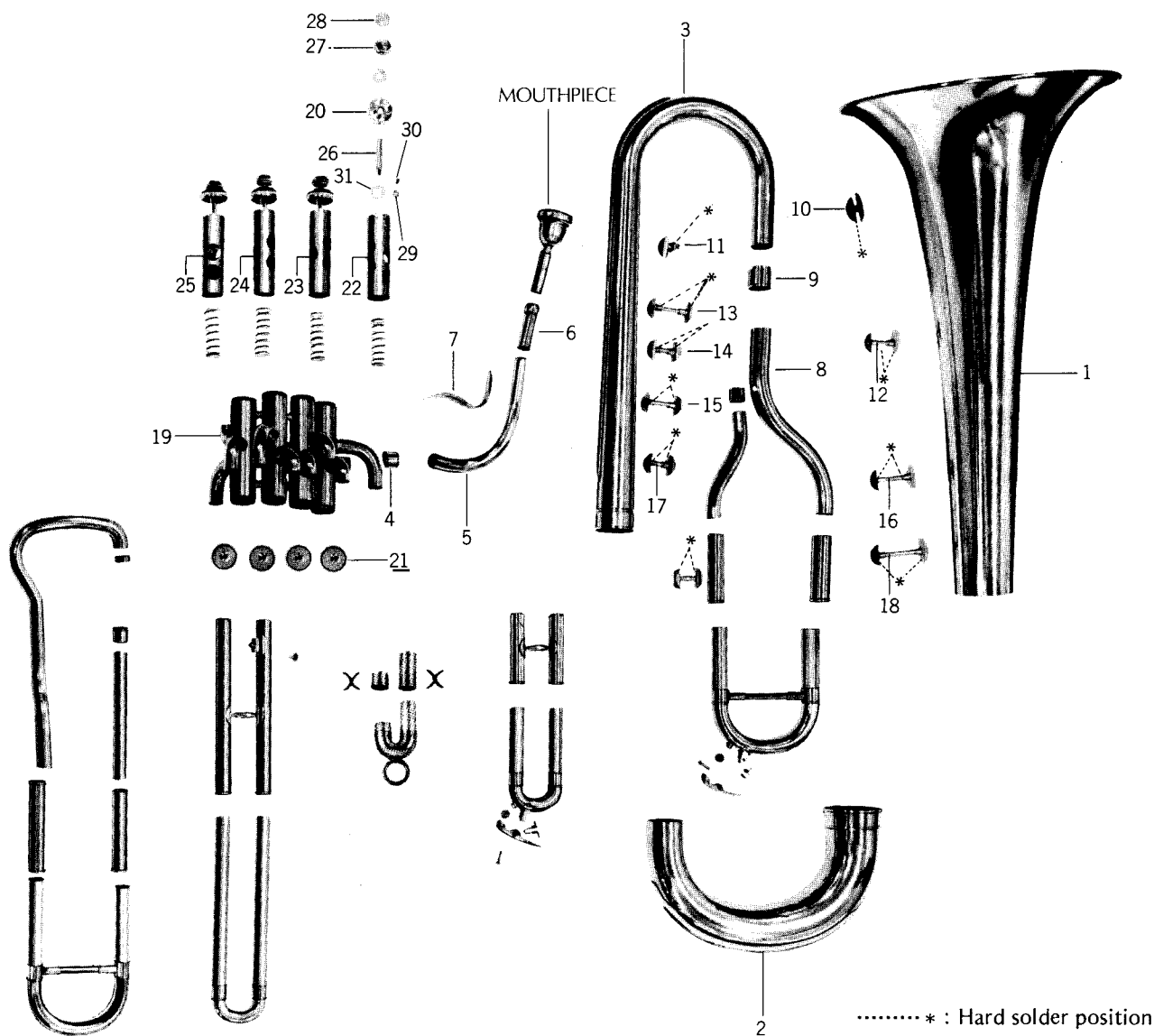
ALTO HORN



..... * : Hard solder position

- | | |
|---|----------------------------------|
| 1. Bell | 22. 3rd Valve Slide Ass'y |
| 2. Bow Ass'y | 23. Tuning Slide Water Key (set) |
| 3. Branch Ass'y | 24. Tuning Slide Water Key |
| 4. Mouthpiece | 25. Water Key Cork |
| 5. Mouthpiece Receiver | 26. Water Key Screw |
| 6. Mouthpiece Ferrule | 27. Water Key Spring |
| 7. Mouthpiece Brace | 28. Branch Ring |
| 8. Outside Tuning Slide (Short) | 29. Valve Casing |
| 9. Outside Tuning Slide (Long) | 30. Top Valve Cap |
| 10. Bell to Outside Tuning Slide Brace | 31. Bottom Valve Cap |
| 11. Tuning Slide Ass'y | 32. Valve Button |
| 12. "S" Tube | 33. Valve Button Pearl |
| 13. Outside Tuning Slide to 3rd Valve Outside Slide Brace | 34. Piston No. 1 |
| 14. Bell to 1st Valve Outside Slide Brace | 35. Piston No. 2 |
| 15. 1st Valve Outside Slide Ass'y | 36. Piston No. 3 |
| 16. 1st Valve Slide Ass'y | 37. Valve Stem |
| 17. 2nd Valve Outside Slide Ass'y | 38. Valve Guide |
| 18. 2nd Valve Slide Ass'y | 39. Valve Spring |
| 19. 3rd Valve Outside Slide Ass'y | 40. Valve Cork |
| 20. Lyre Holder Screw | 41. Valve Felt |
| 21. Branch to 3rd Valve Outside Slide Brace | 42. Valve Button Felt |
| | 43. "S" Tube Ferrule |

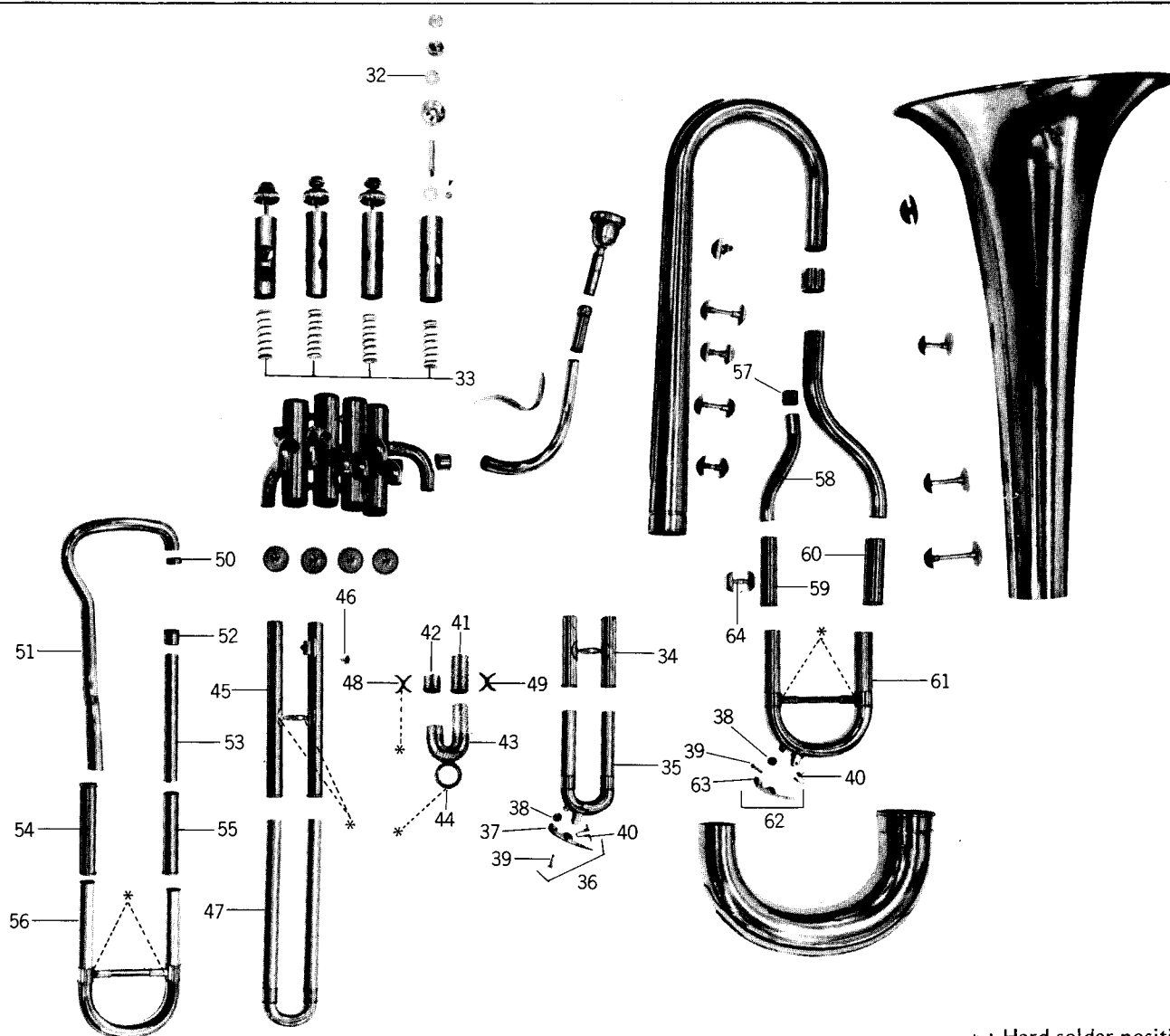
EUPHONIUM-1



- | | |
|---|---|
| 1. Bell | 17. Branch to 4th Valve Outside Slide (Long) Brace |
| 2. Bow Ass'y | 18. Branch to 4th Valve Outside Slide (Short) Brace |
| 3. Branch Ass'y | 19. Valve Casing Ass'y |
| 4. Mouthpipe Ferrule | 20. Top Valve Cap |
| 5. Mouthpipe | 21. Bottom Valve Cap |
| 6. Mouthpiece Receiver Ass'y | 22. Piston No. 1 |
| 7. Mouthpipe Brace | 23. Piston No. 2 |
| 8. "S" Tube (Long) | 24. Piston No. 3 |
| 9. Branch Ring | 25. Piston No. 4 |
| 10. Bell to Branch Brace | 26. Valve Stem |
| 11. Branch to "S" Tube (Short) Ferrule Brace | 27. Valve Button |
| 12. Bell to 1st Valve Outside Slide Brace | 28. Valve Button Pearl |
| 13. Branch to 3rd Valve Outside Slide Brace | 29. Valve Guide |
| 14. Branch to 4th Valve Aux. Slide No. 2 Brace | 30. Valve Guide Screw |
| 15. Branch to Outside Tuning Slide (Long) Brace | 31. Valve Felt |
| 16. Bell to Outside Tuning Slide (Short) Brace | |

..... * : Hard solder position

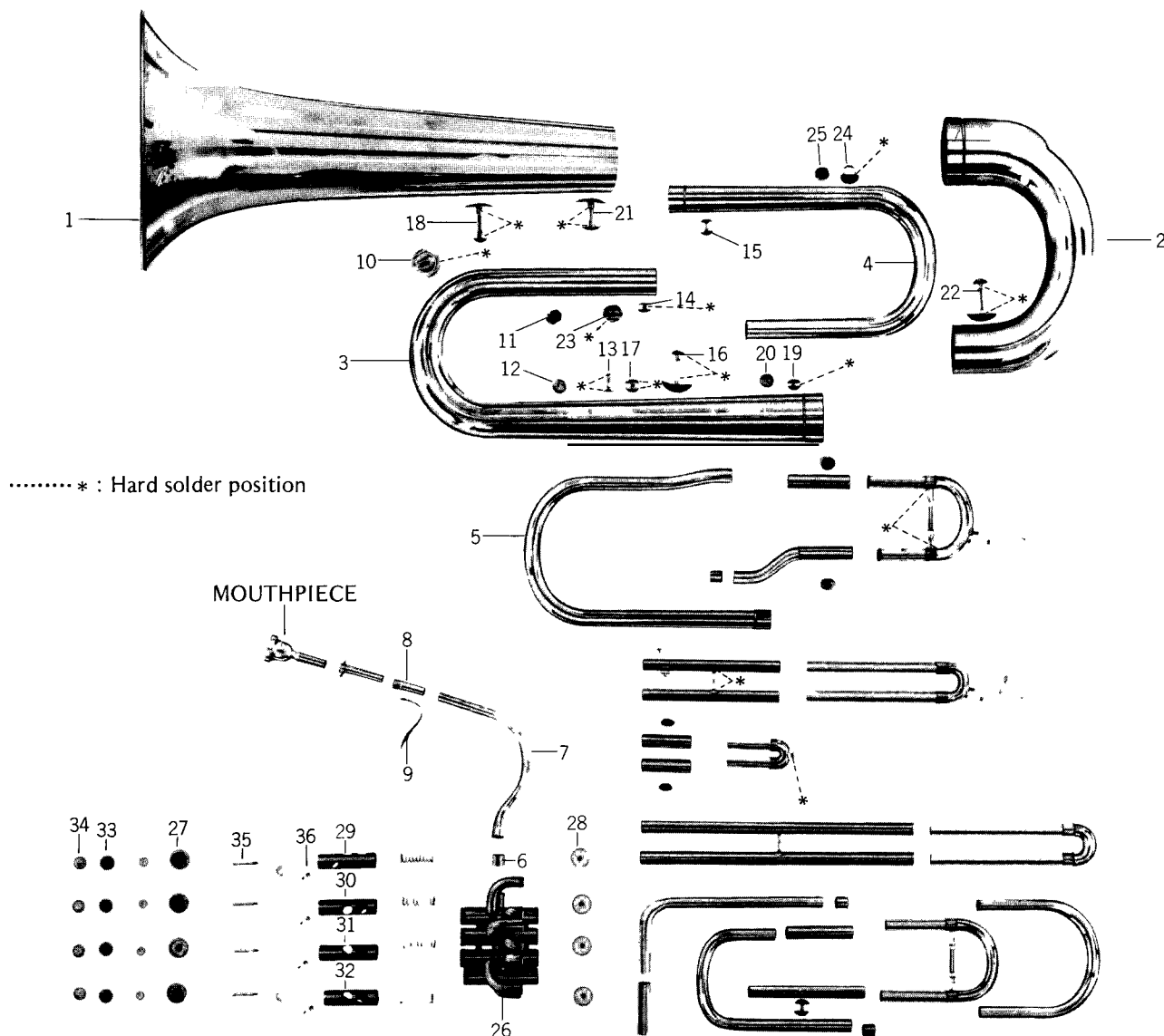
EUPHONIUM-2



..... * : Hard solder position

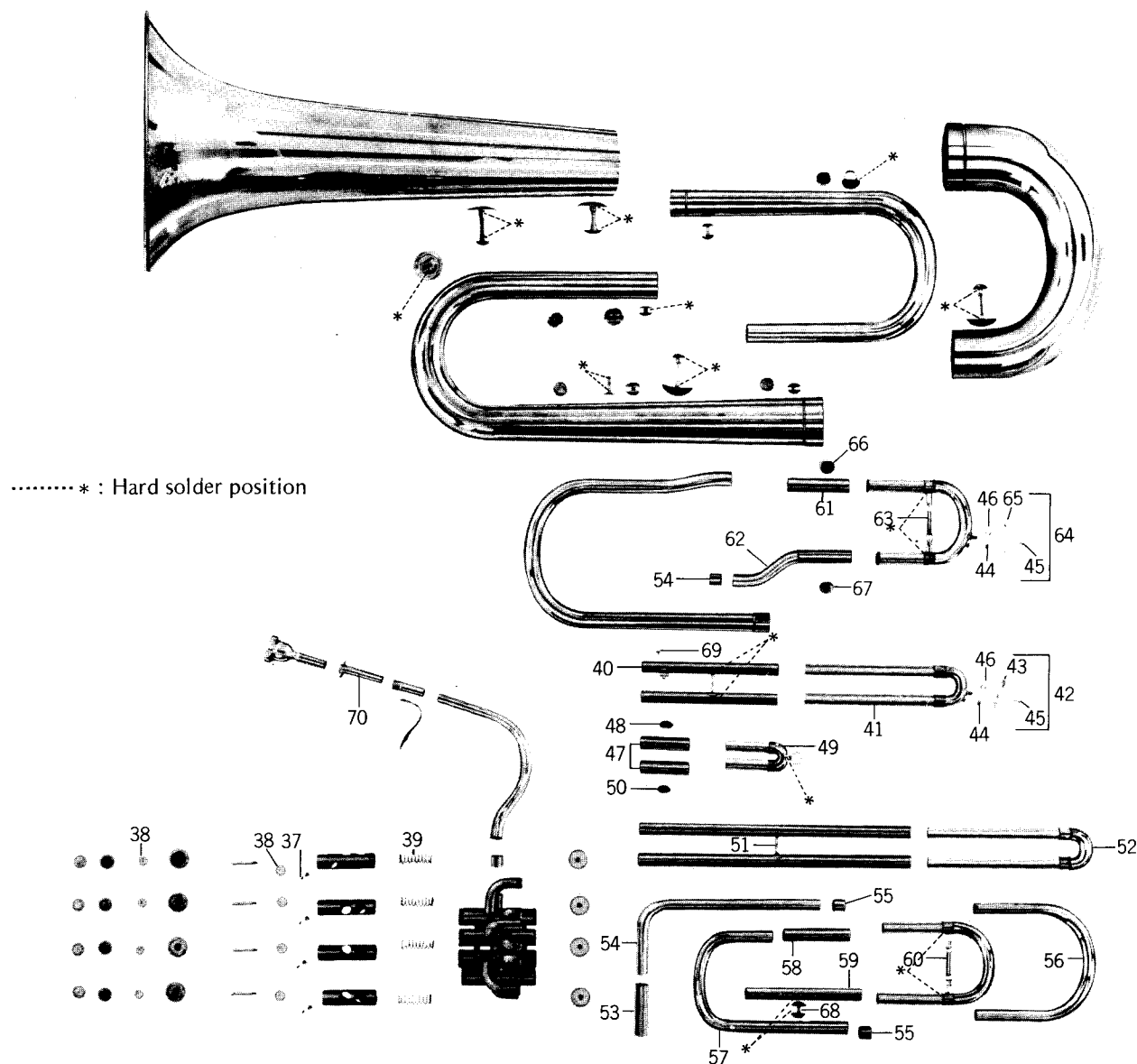
- | | |
|--|--|
| 32. Valve Button Felt | 49. 1st Valve to 2nd Valve Outside Slide (Long) Brace |
| 33. Valve Spring | 50. 4th Valve Aux. Slide Ferrule (Short) |
| 34. 1st Valve Outside Slide | 51. 4th Valve Aux. Slide No. 1 |
| 35. 1st Valve Slide Ass'y | 52. 4th Valve Aux. Slide Ferrule (Long) |
| 36. 1st Valve Slide Water Key (set) | 53. 4th Valve Aux. Slide No. 2 |
| 37. 1st Valve Slide Water Key | 54. 4th Valve Outside Slide (Long) |
| 38. Water Key Cork | 55. 4th Valve Outside Slide (Short) |
| 39. Water Key Screw | 56. 4th Valve Slide Ass'y |
| 40. Water Key Spring | 57. "S" Tube (Short) Ferrule |
| 41. 2nd Valve Outside Slide (Long) | 58. "S" Tube (Short) |
| 42. 2nd Valve Outside Slide (Short) | 59. Outside Tuning Slide (Long) |
| 43. 2nd Valve Slide Ass'y | 60. Outside Tuning Slide (Short) |
| 44. Pull Ring | 61. Tuning Slide Ass'y |
| 45. 3rd Valve Outside Slide Ass'y | 62. Tuning Slide Water Key (set) |
| 46. Lyre Holder Screw | 63. Tuning Slide Water Key |
| 47. 3rd Valve Slide Ass'y | 64. 1st Valve Slide to Outside Tuning Slide (Long) Brace |
| 48. 3rd Valve to 2nd Valve Outside Slide (Short) Brace | |

BB^b BASS-1



- | | |
|--|--|
| 1. Bell | 19. 1st Branch to 4th Valve Aux. Slide No. 2 Brace |
| 2. Bow Ass'y | 20. 1st Branch to 2nd Branch Brace |
| 3. 1st Branch Ass'y | 21. Bell to 2nd Branch Brace |
| 4. 2nd Branch Ass'y | 22. Bow to 3rd Valve Outside Slide Brace |
| 5. 3rd Branch Ass'y | 23. Strap Ring (1) |
| 6. Mouthpipe Ferrule | 24. Strap Ring (2) |
| 7. Mouthpipe | 25. 2nd Branch to 4th Valve Aux. Slide No. 2 Brace |
| 8. Mouthpiece Receiver | 26. Valve Casing Ass'y |
| 9. Mouthpipe Brace | 27. Top Valve Cap |
| 10. Bell to 1st Branch Brace | 28. Bottom Valve Cap |
| 11. 1st Branch to 3rd Branch Brace (1) | 29. Piston No. 1 |
| 12. 1st Branch to 3rd Branch Brace (2) | 30. Piston No. 2 |
| 13. 1st Branch to "S" Slide Brace | 31. Piston No. 3 |
| 14. 1st Branch to 4th Valve Aux. Slide No. 1 Brace | 32. Piston No. 4 |
| 15. 2nd Branch to 4th Valve Outside Slide Brace | 33. Valve Button |
| 16. 1st Branch to 3rd Valve Outside Slide Brace | 34. Valve Button Pearl |
| 17. 1st Branch to 4th Valve Aux. Slide No. 3 Brace | 35. Valve Stem |
| 18. Bell to 1st Valve Outside Slide Brace | 36. Valve Guide |

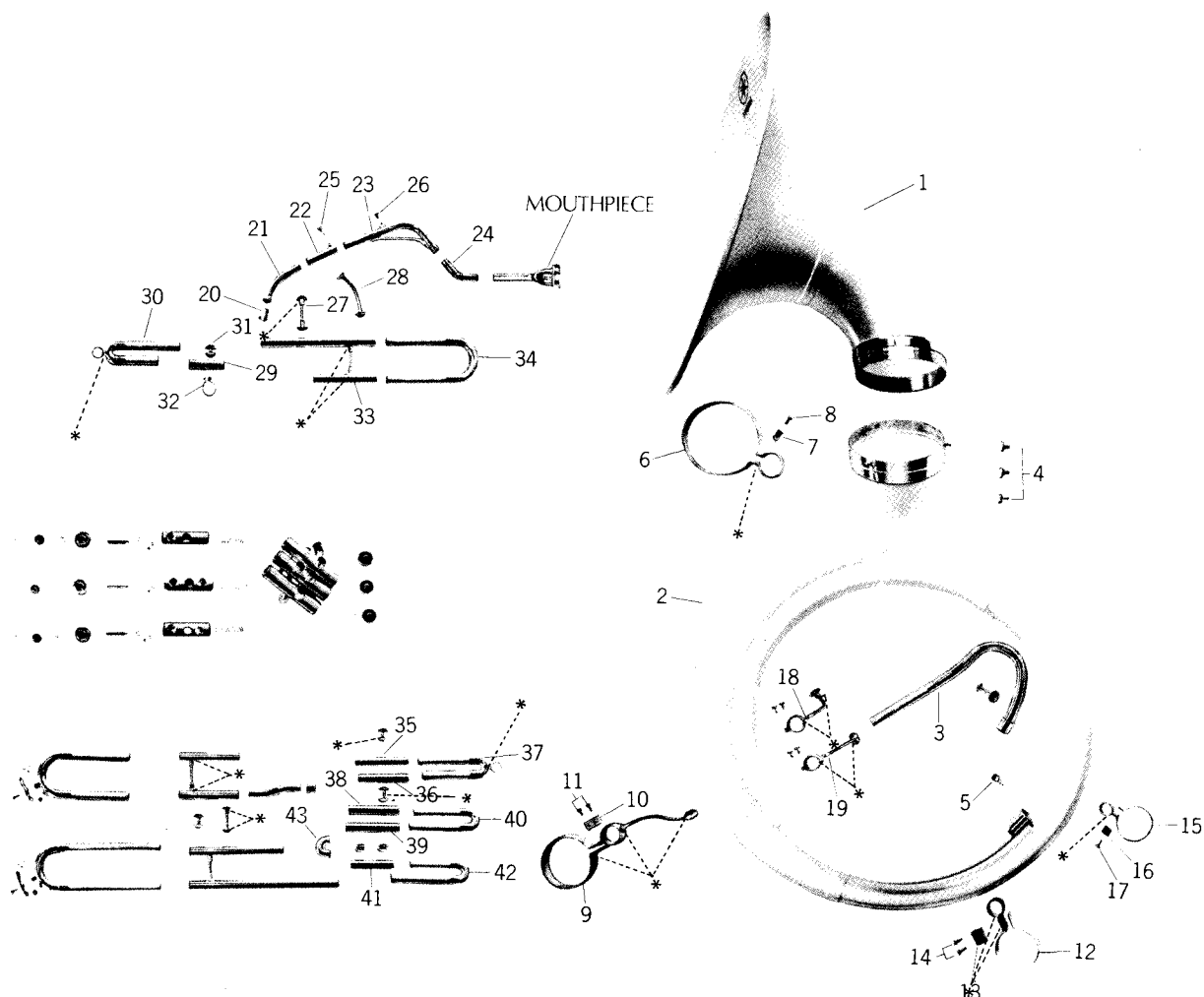
BB^b BASS-2



- 37. Valve Guide Screw
- 38. Valve Felt (or Valve Button Felt)
- 39. Valve Spring
- 40. 1st Valve Outside Slide Ass'y
- 41. 1st Valve Slide Ass'y
- 42. 1st Valve Slide Water Key (set)
- 43. 1st Valve Slide Water Key
- 44. Water Key Cork
- 45. Water Key Screw
- 46. Water Key Spring
- 47. 2nd Valve Outside Slide
- 48. 2nd to 3rd Valve Slide Brace (1)
- 49. 2nd Valve Slide Ass'y
- 50. 2nd to 3rd Valve Slide Brace (2)
- 51. 3rd Valve Outside Slide Ass'y
- 52. 3rd Valve Slide Ass'y
- 53. 4th Valve Outside Aux. Slide
- 54. 4th Valve Aux. Slide No. 1
- 55. Connecting Ferrule

- 56. 4th Valve Aux. Slide No. 2
- 57. 4th Valve Aux. Slide No. 3
- 58. 4th Valve Outside Slide (Short)
- 59. 4th Valve Outside Slide (Long)
- 60. 4th Valve Slide Ass'y
- 61. Outside Tuning Slide Long
- 62. Outside Tuning Slide Short Ass'y
- 63. Tuning Slide Ass'y
- 64. Tuning Slide Water Key (set)
- 65. Tuning Slide Water Key
- 66. 1st Valve Outside Slide to Outside Tuning Slide (Long) Brace
- 67. 3rd Valve Outside Slide to Outside Tuning Slide (Short) Brace
- 68. 4th Valve Outside slide (Long) to 4th Valve Aux. Slide No. 3 Brace
- 69. Lyre Screw
- 70. Tuning Bit

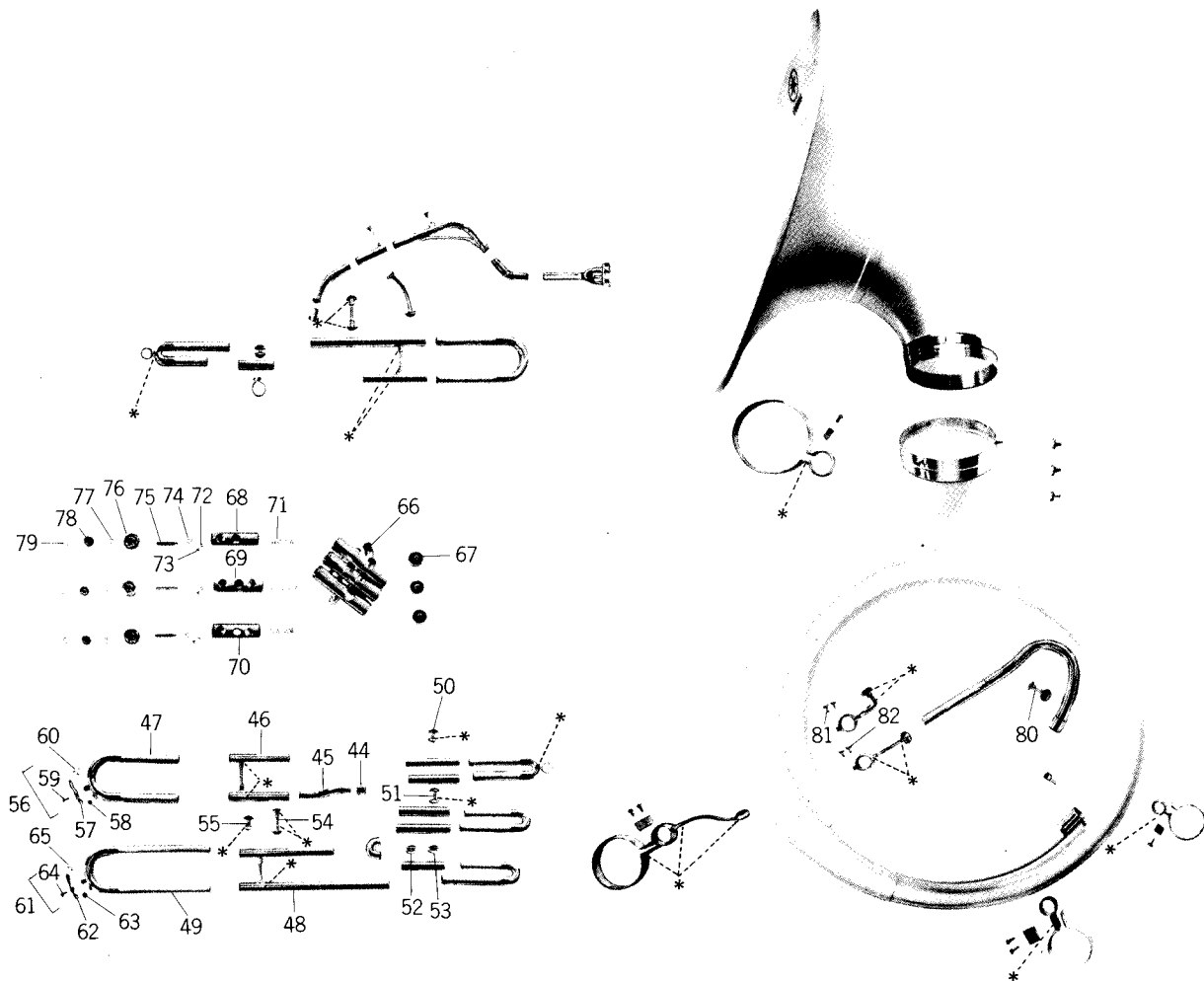
SOUSAPHONE-1



..... * : Hard solder position

- | | |
|----------------------------------|---|
| 1. Bell Ass'y | 23. Mouthpipe Ass'y |
| 2. Body Ass'y | 24. Tuning Bit Ass'y |
| 3. Branch Ass'y | 25. Mouthpipe Receiver Screw |
| 4. Bell Tension Screw | 26. Lyre Screw |
| 5. Body Ring Screw | 27. Branch To 1st Valve Outside Slide Brace |
| 6. Ring (1) | 28. Mouthpipe Receiver To 1st Valve Outside Slide Brace |
| 7. Ring (1) Cork | 29. 1st Valve Outside Slide (Small) |
| 8. Ring (1) Screw | 30. 1st Valve Slide (Small) (W/Ring) |
| 9. Ring (2) (W/Brace) | 31. 1st Valve Outside Slide Brace |
| 10. Ring (2) Cork | 32. Thumb Ring Ass'y |
| 11. Ring (2) Screw | 33. 1st Valve Outside Slide (Big) (W/Brace) |
| 12. Ring (3) | 34. 1st Valve Slide (Big) |
| 13. Ring (3) Cork | 35. 2nd Valve Outside Slide (Long) |
| 14. Ring (3) Screw | 36. 2nd Valve Outside Slide (Short) |
| 15. Ring (4) | 37. 2nd Valve Slide (W/Ring) |
| 16. Ring (4) Cork | 38. 3rd Valve Outside Slide (2) (Short) |
| 17. Ring (4) Screw | 39. 3rd Valve Outside Slide (2) (Long) |
| 18. Ring (5) (W/Brace) | 40. 3rd Valve Slide (2) Ass'y |
| 19. Ring (6) (W/Brace) | 41. 3rd Valve Outside slide (3) |
| 20. Mouthpipe Connection Ferrule | 42. 3rd Valve Slide (3) Ass'y |
| 21. Mouthpipe Connection | 43. 3rd Valve Crook |
| 22. Mouthpipe Receiver Ass'y | |

SOUSAPHONE-2



..... * : Hard solder position

- | | |
|--|---|
| 44. "S" Slide Ferrule | 61. 3rd Valve Slide Water Key (set) |
| 45. "S" Slide | 62. 3rd Valve Slide Water Key |
| 46. Outside Tuning Slide (W/Brace) | 63. 3rd Valve Slide Water Key Cork |
| 47. Tuning Slide Ass'y | 64. 3rd Valve Slide Water Key Screw |
| 48. 3rd Valve Outside Slide (1) (W/Brace) | 65. 3rd Valve Slide Water Key Spring |
| 49. 3rd Valve Slide (1) Ass'y | 66. Valve Casing |
| 50. 1st Valve Outside Slide (Big) To 2nd Valve Outside Slide Brace | 67. Bottom Valve Cap |
| 51. 3rd Valve Outside Slide (2) (Short) To 2nd Valve Outside Slide (Short) Brace | 68. #1 Piston |
| 52. 3rd Valve Outside Slide (1) to 3rd Valve Outside Slide (2) (Long) Brace | 69. #2 Piston |
| 53. 3rd Valve Outside Slide (3) To 3rd Valve Outside Slide (2) (Short) Brace | 70. #3 Piston |
| 54. Outside Tuning Slide To 3rd Valve Outside Slide (1) Brace (1) | 71. Valve Spring |
| 55. Outside Tuning Slide To 3rd Valve Outside Slide (1) Brace (2) | 72. Valve Guide |
| 56. Tuning Slide Water Key (set) | 73. Valve Guide Screw |
| 57. Tuning Slide Water Key | 74. Valve Felt |
| 58. Tuning Slide Water Key Cork | 75. Valve Stem |
| 59. Tuning Slide Water Key Screw | 76. Top Valve Cap |
| 60. Tuning Slide Water Key Spring | 77. Valve Button Felt |
| | 78. Valve Button (W/Pearl) |
| | 79. Valve Button Pearl |
| | 80. Branch To 1st Valve Outside Slide Brace |
| | 81. Ring (5) Screw |
| | 82. Ring (6) Screw |